




Current Tools

FOR THE PROFESSIONAL ELECTRICIAN

Current Tools™ Model 9548 Four-Sided Roller with Clamp

The Model 9548 Four-Sided Roller is designed to easily clamp to various styles of cable tray and provide low friction wire pulling. This unit also has a quick release pin for ease of unloading the cable or wire bundle into the cable tray.



Instruction Sheet

04/11 REV. 1



Read and understand this material before using the Four-Sided Roller. Failure to understand how to safely operate this unit could result in serious injury or death.

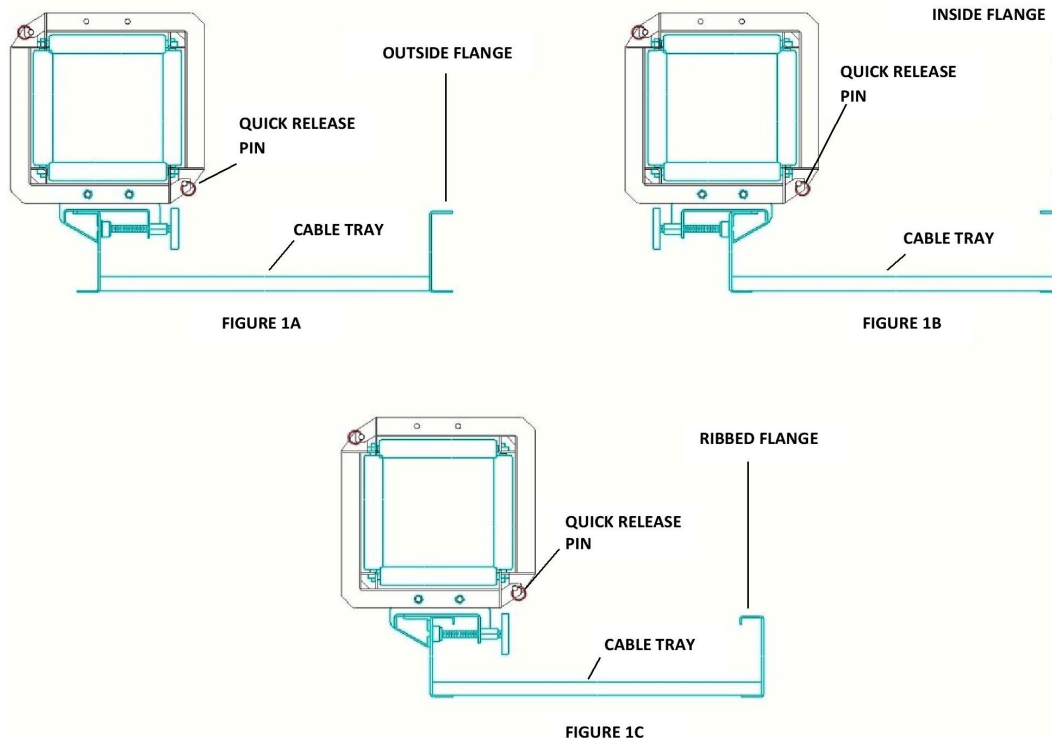
This manual is free of charge. All personnel who operate the Four-Sided Roller should have a copy of this manual and read and understand its contents. To request a copy, call or write to the address below.

**CURRENT TOOLS • P. O. BOX 17026 GREENVILLE, SC 29606
800.230.5421 or 864.244.1201 • FAX 864.244.5860
www.currenttools.com**

SPECIFICATIONS

Model No.	9548
Opening Size	8"
Capacity	100 lbs.
Weight	9.5 lbs.

TYPICAL CLAMPING ARRANGEMENTS



OPERATING INSTRUCTIONS

1. Firmly attach Four-Sided Roller to cable tray using clamp provided. Be sure to configure the Four-Sided Roller so that the quick release pin is on the bottom inside position. (See Figures 1a thru 1c.)
2. Remove the quick release pin and open the Four-Sided Roller to load cable. Close the Four-Sided Roller and re-insert the quick release pin before beginning the pull. After cable pull is complete, remove the quick release pin and unload the cable into the cable tray. (See Figure 3.)

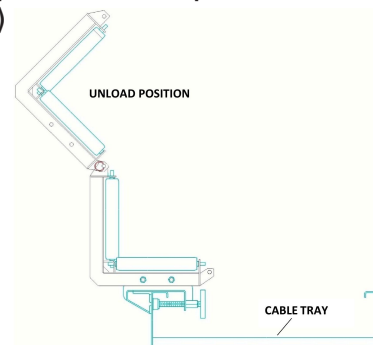


FIGURE 3